





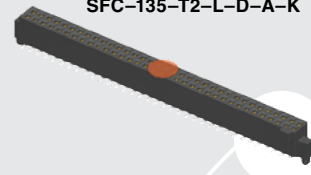
SFC-120-T2-L-D-A



SFC-110-T1-L-D-A



SFC-135-T2-L-D-A-K



(1.27 mm) .050"

SFC SERIES

COST-EFFECTIVE RELIABLE SOCKET

SPECIFICATIONS

For complete specifications and recommended PCB layouts see www.samtec.com?SFC

- Insulator Material:** Black Liquid Crystal Polymer
- Contact Material:** Phosphor Bronze
- Plating:** Au or Sn over 50 μ" (1.27 μm) Ni
- Current Rating:** 3.1 A per pin (1 pin powered per row)
- Voltage Rating:** 350 VAC mated with TFC
- Operating Temp Range:** -55 °C to +125 °C
- Contact Resistance:** 15 mΩ
- Insertion Depth:** (3.05 mm) .120" to (4.06 mm) .160"
- Max Cycles:** 10,000 with 30 μ" (0.76 μm) Au
- RoHS Compliant:** Yes

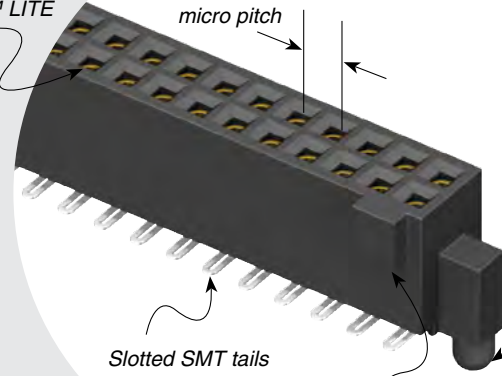
Board Mates: TFC

Cable Mates: TFSO, TFSOT



High reliability Tiger Eye™ LITE contacts

(1.27 mm x 1.27 mm) .050" x .050" micro pitch



Slotted SMT tails

Alignment pin option

Polarized

PROCESSING

- Lead-Free Solderable:** Yes
- SMT Lead Coplanarity:** (0.10 mm) .004" max (04-25) (0.15 mm) .006" max (30-50)

RECOGNITIONS

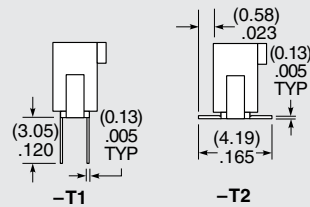
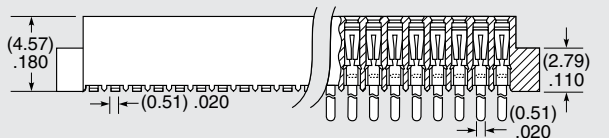
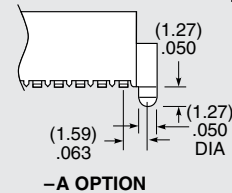
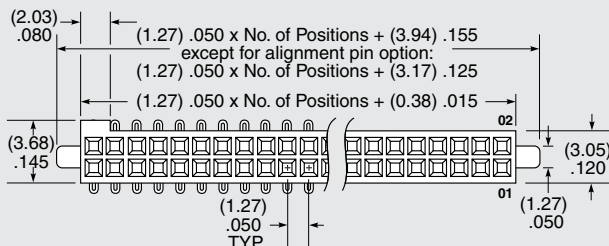
For complete scope of recognitions see www.samtec.com/quality



SFC	1	NO. PINS PER ROW	LEAD STYLE	PLATING OPTION	D	OPTION
		04, 05, 10, 15, 20, 25, 30, 35, 40, 45, 50 (Standard sizes)	-T1 = Through-hole Tiger Eye™ LITE -T2 = Surface Mount Tiger Eye™ LITE	-F = Gold flash on contact, Matte Tin on tail -L = 10 μ" (0.25 μm) Gold on contact, Matte Tin on tail		-A = Alignment Pin -K = (4.00 mm) .157" DIA Polyimide film Pick & Place Pad -TR = Tape & Reel (-T2 only)

ALSO AVAILABLE (MOQ Required)

- Other sizes
- Contact Samtec.



Note: Some sizes, styles and options are non-standard, non-returnable.