Alle Rechte vorbehalten/ All rights reserved

Y
Lochbild
board drillings

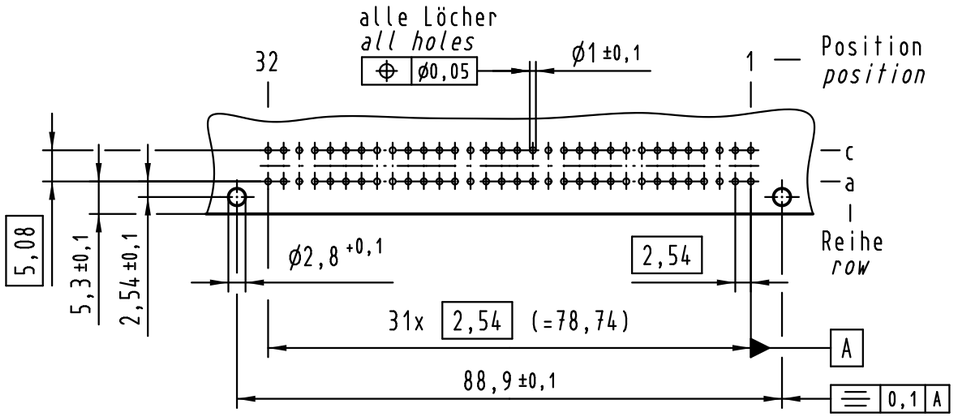

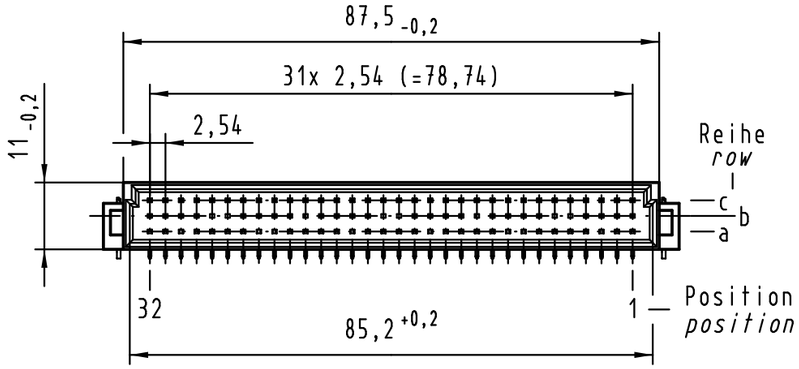

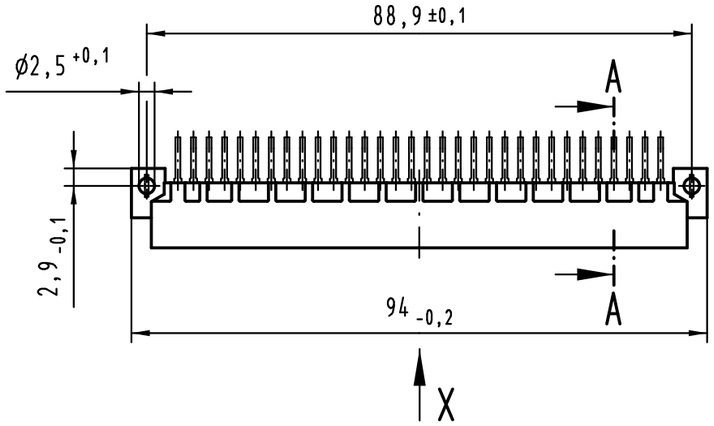

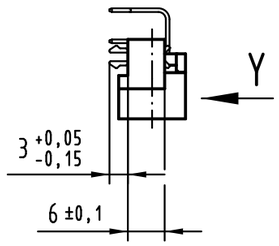

A-A (2:1)

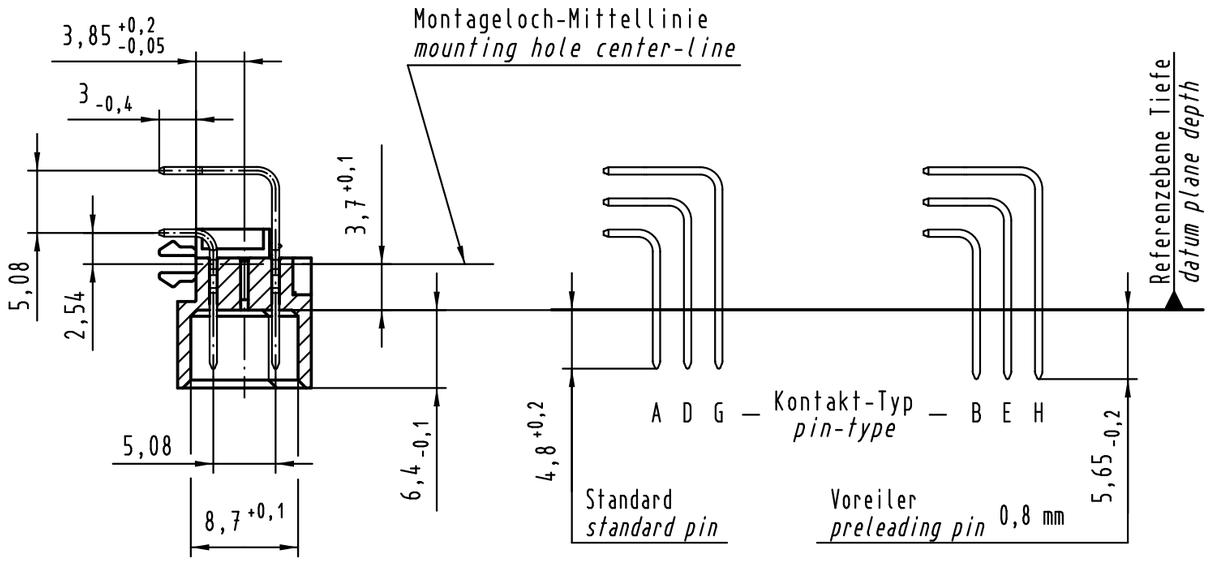

X
Kontaktbelegung
contact loading

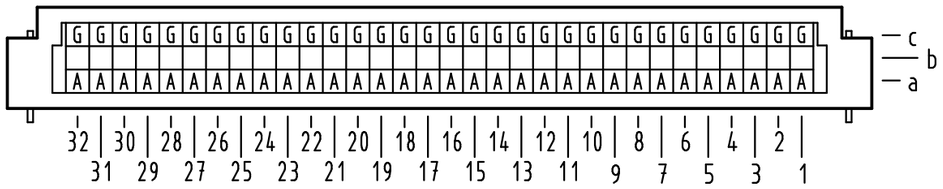

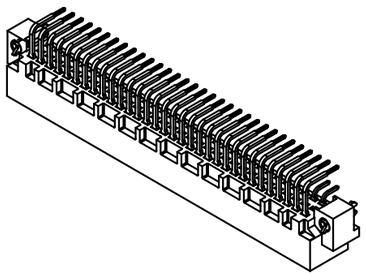

(1) weitere Informationen siehe: DS 09 03 123 02 02
further information see: DS 09 03 123 02 02

09 03 364 6919	2
Bestell-Nr. *part-no.*	Anforderungsstufe *performance level* (1)

All Dimensions in mm Original Size DIN A 3			Techn. Character.			
36471	13.03.12	Hage.		Dat.	Name	Maßstab/*Scale*
36401	22.06.11	LehT	Detail.	26.06.00	Rie.	1:1
35345	21.10.08	Hage.	Insp.	26.06.00	Be.	
34650	04.12.07	Hage.	Stand.			
30797	25.01.02	Rie.				
27482						
Mod.	Dat.	Name				

HARTING Electronics GmbH & Co. KG
D-32339 ESPELKAMP

Nicht tolerierte Maße/*Free size tolerances*
IEC 60603-2

Bauform / *type* C
male connector solder with clip
64-pole, SMC

TB 09 03 364 x919

Blatt/*page*

Sub.