


### ESB30 Push Switches

Type: **ESB30 (H=12.5 mm)**



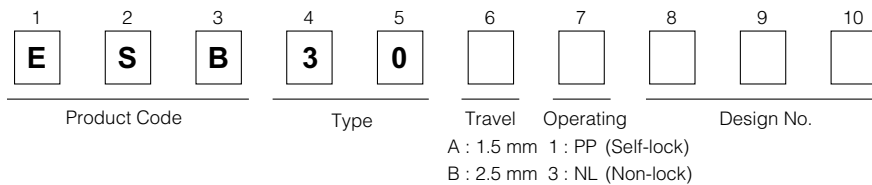
#### ■ Features

- Reduced interlock operation switching noise (-10 dB compared to the current value)
- Simultaneous locking prevention mechanism

#### ■ Recommended Applications

- Operation switches for automobiles (air conditioners switches, Hazard switches, etc.)

#### ■ Explanation of Part Numbers



#### ■ Specifications

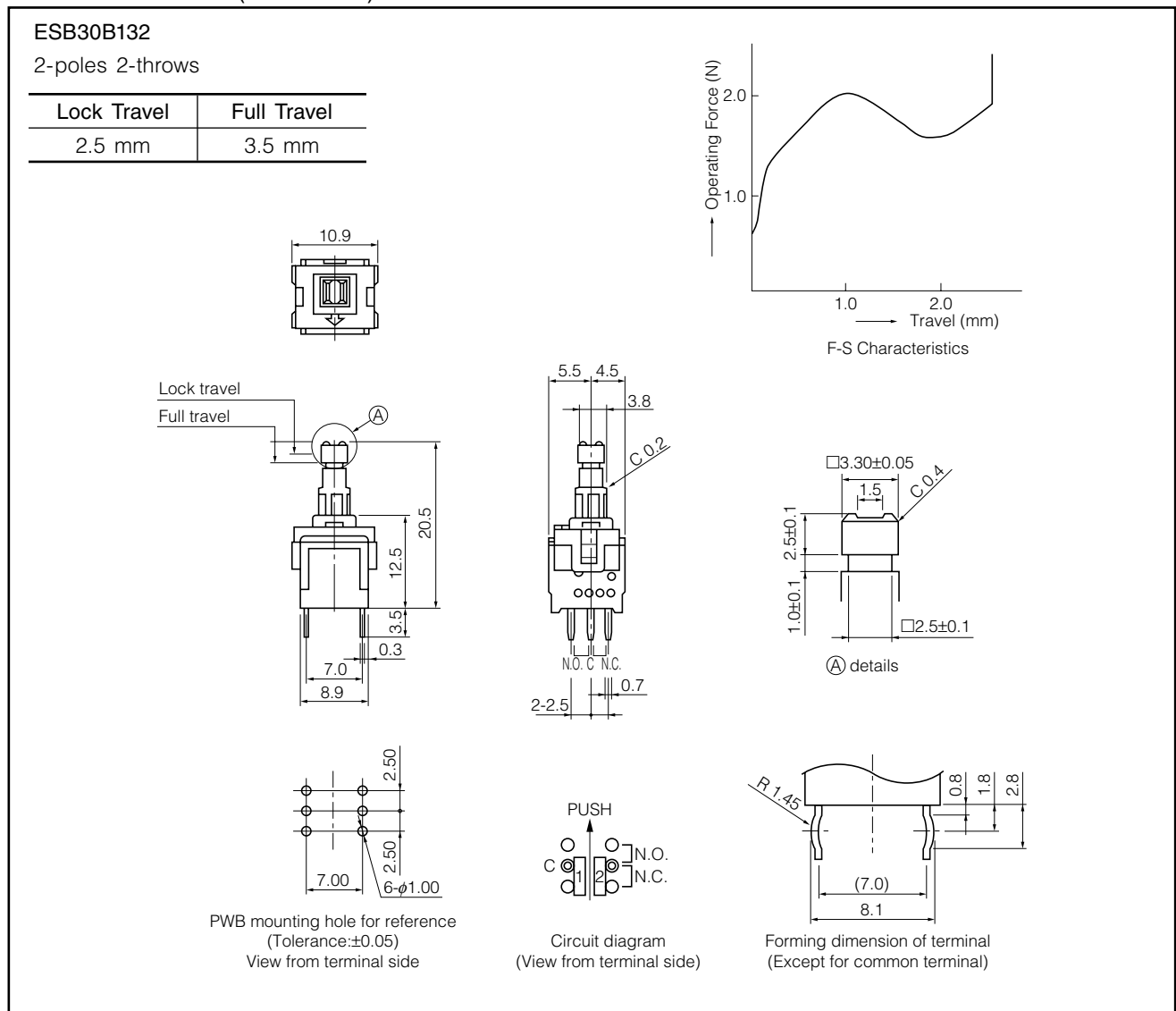
Rating	50 $\mu$ A 3 Vdc to 0.2 A 14 Vdc (Resistive load)
Travel	Lock Travel=2.5 mm Full Travel=3.5 mm
Mounting Height	12.5 mm
Poles and Throws	2-poles 2-throws
Operating Mode	Self-lock, Non-lock
Switching Mode	Non-shorting
Operating Force	2.0 N $\pm$ 1.0 N, 3.5 N $\pm$ 1.5 N
Minimum Quantity/Packing Unit	480 pcs. (Tray Pack)
Quantity/Carton	2400 pcs.

### Standard Products

Operating Force	Lever Height	Lock Travel	Operating Mode	Terminal Shape	
				Straight	Formed
2 N±1.0 N	20.5 mm	2.5 mm	PP	ESB30B132	ESB30B102
			NL	ESB30B304	ESB30B305
3.5 N±1.5 N	20.5 mm	2.5 mm	PP	ESB30B103	ESB30B133
			NL	ESB30B332	ESB30B333

Note: PP=Self-lock, NL=Non-lock

### Dimensions in mm (not to scale)



### Application Notes:

- Operating force should be applied at the center of the lever.

Design and specifications are each subject to change without notice. Ask factory for the current technical specifications before purchase and/or use. Should a safety concern arise regarding this product, please be sure to contact us immediately.